



2021-22 College of Southern Idaho

Common Data Set for External Publication Surveys

Direct Questions to: Terry Woodland
Phone: 208-732-6241
Email: twoodland@csi.edu

6/14/2022

- A. General Information
- B. Enrollment and Persistence
- C. First-Time, First-Year Admission
- D. Transfer Admission
- E. Academic Offerings and Policies
- F. Student Life
- G. Annual Expenses
- H. Financial Aid
- I. Instructional Faculty and Class Size
- J. Degrees Conferred

A1 Address Information

| | |
|------------------------------------|--|
| Name of College/University: | College of Southern Idaho |
| Mailing Address: | PO Box 1238 |
| City/State/Zip/Country: | Twin Falls, ID 83303 |
| Street Address (if different): | 315 Falls Ave |
| City/State/Zip/Country: | Twin Falls, ID 83301 |
| Main Phone Number: | 208-733-9554 |
| WWW Home Page Address: | www.csi.edu |
| Admissions Phone Number: | 208-732-6221 |
| Admissions Toll-Free Phone Number: | 800-680-0274 Idaho and Nevada |
| Admissions Office Mailing Address: | PO Box 1238 |
| City/State/Zip/Country: | Twin Falls, ID 83303 |
| Admissions Fax Number: | |
| Admissions E-mail Address: | admissions@csi.edu |

A2

- X Public
- Private (nonprofit)
- Proprietary

A3 Classify your undergraduate institution:

- X Coeducational college
- Men's college
- Women's college

A4 Academic year calendar:

- X Semester
- Quarteter

B. ENROLLMENT AND PERSISTENCE

B1 Institutional Enrollment - Men and Women

Provide numbers of students for each of the following categories as of the institution's official fall reporting date or as of **October 15, 2021**.

- Note: Report students formerly designated as "first professional" in the graduate cells. For information on

| | FULL-TIME | | PART-TIME | |
|---|--------------|--------------|--------------|--------------|
| | Men | Women | Men | Women |
| Undergraduates | | | | |
| Degree-seeking, first-time freshmen | 281 | 416 | 118 | 239 |
| Other first-year, degree-seeking | | | | |
| All other degree-seeking | 398 | 636 | 404 | 1,058 |
| Total degree-seeking | 679 | 1,052 | 522 | 1,297 |
| All other undergraduates enrolled in credit courses | 28 | 62 | 1,713 | 2,574 |
| Total undergraduates | 707 | 1,114 | 2,235 | 3,871 |
| Graduate | | | | |
| Degree-seeking, first-time | | | | |
| All other degree-seeking | | | | |
| All other graduates enrolled in credit courses | | | | |
| Total graduate | 0 | 0 | 0 | 0 |
| Total all students | 707 | 1,114 | 2,235 | 3,871 |
| Total all undergraduates | 7,927 | | | |
| Total all graduate | 0 | | | |
| GRAND TOTAL ALL STUDENTS | 7,927 | | | |

B2 Enrollment by Racial/Ethnic Category.

Provide numbers of undergraduate students for each of the following categories as of the institution's official fall reporting date or as of **October 15, 2021**.

- Include international students only in the category "Nonresident aliens."
- Complete the "Total Undergraduates" column only if you cannot provide data for the first two columns.
- Report as your institution reports to **UISI**: persons who are Hispanic should be reported only on the Hispanic line, not under any race, and persons who are non-Hispanic multi-racial should be reported only under "Two or more races."


| | Degree-Seeking First-Time First Year | Degree-Seeking Undergraduates (include first-time first-year) | Total Undergraduates (both degree- and non-degree-seeking) |
|---|--------------------------------------|---|--|
| Nonresident aliens | 29 | 88 | 93 |
| Hispanic/Latino | 316 | 1,033 | 1,673 |
| Black or African American, non-Hispanic | 13 | 51 | 75 |
| White, non-Hispanic | 636 | 2,190 | 5,192 |
| American Indian or Alaska Native, non-Hispanic | 6 | 20 | 36 |
| Asian, non-Hispanic | 11 | 35 | 73 |
| Native Hawaiian or other Pacific Islander, non-Hispanic | 6 | 13 | 24 |
| Two or more races, non-Hispanic | 19 | 69 | 161 |
| Race and/or ethnicity unknown | 18 | 51 | 600 |
| TOTAL | 1,054 | 3,550 | 7,927 |

Persistence


B3 Number of degrees awarded by your institution from **July 1, 2020, to June 30, 2021**.

| | |
|--|-----|
| Certificate/diploma | 303 |
| Associate degrees | 947 |
| Bachelor's degrees | 1 |
| Postbachelor's certificates | |
| Master's degrees | |
| Post-Master's certificates | |
| Doctoral degrees – research/scholarship | |
| Doctoral degrees – professional practice | |
| Doctoral degrees – other | |



B4-B21: Graduation Rates



- A** Initial 2015 cohort of first-time, full-time, bachelor's (or equivalent) degree-seeking undergraduate students
- B** Of the initial 06.68 422.71 ,Tf 74.16 h'



A Initial 2014 cohort of first-time, full-time, bachelor's (or equivalent) degree-seeking undergraduate students 0



hort, after adjusting for
0.82 Tf-0.0163or



B22. Retention Rates

88

- The initial cohort may be adjusted for students who departed for the following reasons:
 - * Death
 - * Permanent Disability
 - * Service in the armed forces
 - * Foreign aid service of the federal government
 - * Official church missions
 - * No other adjustments to the initial cohort should be made.

B22 For the cohort of all full-time bachelor's (or equivalent) degree-seeking undergraduate students who entered your institution as freshmen in Fall 2020 (or the preceding summer term), what percentage was enrolled at your institution as of the date your institution calculates its official enrollment in Fall 2021.

C1-C2: Applications

C4 Does your institution require or recommend a general college-preparatory program for degree-seeking students?

- Require
- Recommend
- Neither require nor recommend

C5 Distribution of high school units required and/or recommended. Specify the distribution of academic

| | Units Required | Units Recommended |
|----------------------------------|----------------|-------------------|
| Total academic units | | |
| English | | |
| Mathematics | | |
| Science | | |
| Of these, units that must be lab | | |
| Foreign language | | |
| Social studies | | |
| History | | |
| Academic electives | | |
| Computer Science | | |
| Visual/Performing Arts | | |
| Other (<i>specify</i>) | | |

C6-C7: Basis for Selection

C6 Do you have an open admission policy, under which virtually all secondary school graduates or students with

- Open admission policy as described above for all students
- Open admission policy as described above for most students, but--
 - selective admission for out-of-state students
 - selective admission to some programs
 - other (explain):

C7 Relative importance of each of the following academic and nonacademic factors in your first-time,

| | Very Important | Important | Considered | Not Considered |
|----------------------------------|----------------|-----------|------------|----------------|
| Academic | | | | |
| Rigor of secondary school record | | | | X |
| Class rank | | | | X |
| Academic GPA | | | | X |
| Standardized test scores | | | | X |
| Application Essay | | | | X |
| Recommendation(s) | | | | X |
| Nonacademic | | | | |
| Interview | | | | X |
| Extracurricular activities | | | | X |
| Talent/ability | | | | X |
| Character/personal qualities | | | | X |
| First generation | | | | X |
| Alumni/ae relation | | | | X |
| Geographical residence | | | | X |
| State residency | | | | X |
| Religious affiliation/commitment | | | | X |
| Racial/ethnic status | | | | X |
| Volunteer work | | | | X |
| Work experience | | | | X |
| Level of applicant's interest | | | | X |

C8: SAT and ACT Policies

Entrance exams

| | | |
|---|-----|----|
| | Yes | No |
| Does your institution make use of SAT, ACT, or SAT Subject Test scores in admission decisions for first-time, first-year, degree-seeking applicants? | | X |

C8A If yes, place check marks in the appropriate boxes below to reflect your institution's policies

| | Require | Recommend | ADMISSION Require for Some | Consider if Submitted | Not Used |
|---|----------------|------------------|---------------------------------------|----------------------------------|---------------------|
| <input type="checkbox"/> SAT or ACT | | | | | X |
| <input type="checkbox"/> ACT Only | | | | | X |
| <input type="checkbox"/> SAT Only | | | | | X |
| <input type="checkbox"/> SAT and SAT Subject Tests or ACT | | | | | X |
| <input type="checkbox"/> SAT Subject Tests | | | | | X |

C8B

ACT with writing required
 ACT with writing recommended
 ACT with or without writing accepted

C8B

C8C Please indicate how your institution will use the SAT or ACT essay component; check all that apply.

| | SAT essay | ACT essay |
|---|------------------|------------------|
| <input type="checkbox"/> For admission | | |
| <input type="checkbox"/> For placement | | |
| <input type="checkbox"/> For advising | X | X |
| <input type="checkbox"/> In place of an application essay | | |
| <input type="checkbox"/> As a validity check on the application process | | |
| <input type="checkbox"/> No college policy as of now | | |
| <input type="checkbox"/> Not using essay component | | |

C8D

Yes
 No

C8E

C8F


C8G

- X SAT
- X SAT Subject Tests
- X AP
- X CLEP
- X Institutional Exam
- State Exam (specify):

C9-C12: Freshman Profile

C9

| | Percent | Number |
|-----------------------|---------|--------|
| Submitting SAT Scores | | |
| Submitting ACT Scores | | |



| Score Range | SAT Composite |
|----------------------|---------------|
| 1400-1600 | |
| 1200-1399 | |
| 1000-1199 | |
| 800-999 | |
| 600-799 | |
| 400-599 | |
| Totals should = 100% | 0.00% |

| Score Range | ACT Composite | ACT English | ACT Math |
|----------------------|---------------|-------------|----------|
| 30-36 | | | |
| 24-29 | | | |
| 18-23 | | | |
| 12-17 | | | |
| 6-11 | | | |
| Below 6 | | | |
| Totals should = 100% | 0.00% | 0.00% | 0.00% |

C10 Percent of all degree-seeking, first-time, first-year (freshman) students who had high school class

| Assessment | Percent |
|---|---------|
| Percent in top tenth of high school graduating class | |
| Percent in top quarter of high school graduating class | |
| Percent in top half of high school graduating class | |
| Percent in bottom half of high school graduating class | |
| Percent in bottom quarter of high school graduating class | |
| Percent of total first-time, first-year (freshmen) students who submitted | |

Top half +
bottom half = 100%

C11 Percentage of all enrolled, degree-seeking, first-time, first-year (freshman) students who had high

| Score Range | Percent |
|---|---------|
| Percent who had GPA of 4.0 | |
| Percent who had GPA between 3.75 and 3.99 | |
| Percent who had GPA between 3.50 and 3.74 | |
| Percent who had GPA between 3.25 and 3.49 | |
| Percent who had GPA between 3.00 and 3.24 | |
| Percent who had GPA between 2.50 and 2.99 | |
| Percent who had GPA between 2.0 and 2.49 | |
| Percent who had GPA between 1.0 and 1.99 | |
| Percent who had GPA below 1.0 | |
| Totals should = 100% | 0.00% |

C12 Average high school GPA of all degree-seeking, first-time, first-year (freshman) students who submitted GPA:

| |
|-------|
| 0.00% |
| 0.00% |

Percent of total first-time, first-year (freshman) students who submitted high school GPA:

C13-C20: Admission Policies

C13 Application Fee

If your institution has waived its application fee for the Fall 2022 admission cycle please select no.

| | | |
|--|--------------------------|-------------------------------------|
| | Yes | No |
| Does your institution have an application fee? | <input type="checkbox"/> | <input checked="" type="checkbox"/> |

Amount of application fee:

| | | |
|--|--------------------------|--------------------------|
| | Yes | No |
| Can it be waived for applicants with financial need? | <input type="checkbox"/> | <input type="checkbox"/> |

If you have an application fee and an on-line application option, please indicate policy for students who apply on-line:

| | | | |
|--|----------|--------------------------|--------------------------|
| X | Same fee | | |
| | Free | | |
| | Reduced | | |
| Can on-line application fee be waived for applicants with financial need? | | Yes | No |
| | | <input type="checkbox"/> | <input type="checkbox"/> |

C14 Application closing date

| | | |
|---|-------------------------------------|--------------------------|
| | Yes | No |
| Does your institution have an application closing date? | <input checked="" type="checkbox"/> | <input type="checkbox"/> |

| | Date |
|---------------------------------|------|
| Application closing date (fall) | 8/14 |
| Priority Date | |

C15 Are first-time, first-year students accepted for terms other than the fall?

| | |
|-------------------------------------|--------------------------|
| Yes | No |
| <input checked="" type="checkbox"/> | <input type="checkbox"/> |

C16 Notification to applicants of admission decision sent (fill in one only)

| | |
|---|--------------------------------------|
| X | On a rolling basis beginning (date): |
| | By (date): |
| | Other: |

C17 Reply policy for admitted applicants (fill in one only)

| | |
|---|--|
| | Must reply by (date): |
| X | No set date |
| | Must reply by May 1st or within _____ weeks if notified thereafter |
| | Other: |

Deadline for housing deposit (MMDD): Fall 7/01, Spring 12/01
 Amount of housing deposit: \$150.00

Refundable if student does not enroll?

Yes, in full
 Yes, in part
 No

Common Data Set 2021-2022

C18 Deferred admission

| | |
|-----|----|
| Yes | No |
| X | |

C19 Early admission of high school students

| | |
|-----|----|
| Yes | No |
| | X |

C20 Common Application:



D1-D2: Fall Applicants

| | | | |
|-----------|--|-----|----|
| | | Yes | No |
| D1 | | X | |
| | | X | |

D2

| | Applicants | Admitted Applicants | Enrolled Applicants |
|--------------|-------------------|----------------------------|----------------------------|
| Men | | | 82 |
| Women | | | 171 |
| Total | 0 | 0 | 253 |



| | | |
|--|-----|----|
| | Yes | No |
| D10 Does an open admission policy, if reported, apply to transfer students? | X | |

D11 Describe additional requirements for transfer admission, if applicable:

D12-D17: Transfer Credit Policies

D12 Report the lowest grade earned for any course that may be transferred for credit: D

| | | |
|--|--------|-----------|
| D13 Maximum number of credits or courses that may be transferred from a two-year institution: | Number | Unit Type |
|--|--------|-----------|

| | | |
|---|--------|-----------|
| D14 Maximum number of credits or courses that may be transferred from a four-year institution: | Number | Unit Type |
|---|--------|-----------|

| | |
|--|----|
| D15 Minimum number of credits that transfers must complete at your institution to earn an associate degree: | 12 |
|--|----|

| | |
|--|----|
| D16 Minimum number of credits that transfers must complete at your institution to earn a bachelor's degree: | 26 |
|--|----|

D17 Describe other transfer credit policies:

D18-D22: Military Service Transfer Credit Policies

D18 Does your institution accept the following military/veteran transfer credits:

| | | |
|--|-----|----|
| | Yes | No |
| American Council on Education (ACE) | X | |
| College Level Examination Program (CLEP) | X | |
| DANTES Subject Standardized Tests (DSST) | X | |

| | | |
|---|--|-----------|
| D19 Maximum number of credits or courses that may be transferred based on military education evaluated by the American Council on Education (ACE): | Number | Unit Type |
| | Joint Service Transcripts are reviewed and depending on the degree program; up to 28 credits can be applied towards electives and wellness | |

| | | |
|---|---|-----------|
| D20 Maximum number of credits or courses that may be transferred based on Department of Defense supported prior learning assessments (College Level Examination Program (CLEP) or DANTES Subject Standardized Tests (DSST)): | Number | Unit Type |
| | 1/4 of credits required for a certificate or degree | |

| | | |
|------------|-----|----|
| D21 | Yes | No |
| | | X |

D22 Describe other military/veteran transfer credit policies unique to your institution:
 Students are allowed to petition certain military credit through department chairs. For example, a military medic could petition military credit/experience to gain credit towards a degree program.

E. ACADEMIC OFFERINGS AND POLICIES

E1 Special study options: Identify those programs available at your institution. Refer to the glossary for definitions.

| | |
|-------------------------------------|-------------------------------------|
| <input type="checkbox"/> | Accelerated program |
| <input type="checkbox"/> | Cooperative education program |
| <input type="checkbox"/> | Cross-registration |
| <input checked="" type="checkbox"/> | Distance learning |
| <input type="checkbox"/> | Double major |
| <input checked="" type="checkbox"/> | Dual enrollment |
| <input checked="" type="checkbox"/> | English as a Second Language (ESL) |
| <input type="checkbox"/> | Exchange student program (domestic) |
| <input type="checkbox"/> | External degree program |
| <input checked="" type="checkbox"/> | Honors Program |
| <input checked="" type="checkbox"/> | Independent study |
| <input checked="" type="checkbox"/> | Internships |
| <input type="checkbox"/> | Liberal arts/career combination |
| <input type="checkbox"/> | Student-designed major |
| <input type="checkbox"/> | Study abroad |
| <input checked="" type="checkbox"/> | Teacher certification program |
| <input checked="" type="checkbox"/> | Weekend college |
| <input type="checkbox"/> | Other (specify): |

E2 Has been removed from the CDS.

E3 Areas in which all or most students are required to complete some course work prior to graduation:

| | |
|-------------------------------------|-----------------------------------|
| <input checked="" type="checkbox"/> | Arts/fine arts |
| <input type="checkbox"/> | Computer literacy |
| <input checked="" type="checkbox"/> | English (including composition) |
| <input type="checkbox"/> | Foreign languages |
| <input type="checkbox"/> | History |
| <input checked="" type="checkbox"/> | Humanities |
| <input checked="" type="checkbox"/> | Mathematics |
| <input type="checkbox"/> | Philosophy |
| <input checked="" type="checkbox"/> | Sciences (biological or physical) |
| <input checked="" type="checkbox"/> | Social science |
| <input checked="" type="checkbox"/> | Other (describe): |

COMMUNICATION, GNED, WELLNESS

F1

| | First-time, first-year (freshman) students | Undergraduates |
|---|--|----------------|
| | 9% | 8% |
| | n/a | n/a |
| | n/a | n/a |
| | 19% | 10% |
| Percent who live off campus or commute | 63% | 63% |
| Percent of students age 25 and older | 8% | 31% |
| Average age of full-time students | 19 | 22 |
| Average age of all students (full- and part-time) | 20 | 24 |

F2

- X Campus Ministries
- X Choral groups
- X Concert band
- X Dance
- X Drama/theater
- X
- X Jazz band
- X Literary magazine
- Marching band
- Model UN
- X Music ensembles
- Musical theater
- Opera
- X Pep band
- Radio station
- X Student government
- Student newspaper
- Student-run film society
- X Symphony orchestra
- Television station
- Yearbook

F3 ROTC

| | On Campus | At Cooperating Institution |
|--|-----------|----------------------------|
|--|-----------|----------------------------|

Army ROTC is offered:

Naval ROTC is offered:

Air Force ROTC is offered: div)-23(e)-6(of)-6(f)-7(-)-7(c)-7i6(ion)on R1(ned,(paper)]-6(hous)o)d(st-)]TJ-7(ut)--588 aampus8S7((TU7(s)D)3(rE7((N)3(rT LI)5(FE5

F4

- X Coed dorms
- Men's dorms
- Women's dorms
- X
- X
- Fraternity/sorority housing
- Cooperative housing
- Theme housing
- X Wellness housing
- Other housing options

G6 Undergraduate per-credit-hour charges (tuition only):

| | |
|-----------------------------|----------|
| PRIVATE INSTITUTIONS: | |
| PUBLIC INSTITUTIONS: | |
| In-district: | \$140.00 |
| In-state (out-of-district): | \$190.00 |
| Out-of-state: | \$285.00 |
| NONRESIDENT ALIENS: | \$285.00 |



1. Non-need institutional grants
2. Non-need tuition waivers
3. Non-need athletic awards
4. Non-need federal grants
5. Non-need state grants

Aid Awarded to Enrolled Undergraduates

H1 Enter total dollar amounts **awarded** to enrolled full-time and less than full-time degree-seeking undergraduates (**using the same cohort reported in CDS Question B1, “total degree-seeking” undergraduates**) in the following categories.

2021-2022
estimated 2020-2021 Final

Which needs-analysis methodology does your institution use in awarding institutional aid? **(Formerly H3)**

- Federal methodology (FM)
- Institutional methodology (IM)
- Both FM and IM

| | Need-based (Include non-need-based aid use to meet need.) | Non-need-based (Exclude non-need-based aid use to meet need.) |
|--|---|---|
| Scholarships/Grants | | |
| Federal | | |
| State all states, not only the state in which your institution is located | | |
| Scholarships/grants from external sources (e.g. Kiwanis, National Merit) not awarded by the college | | |
| Total Scholarships/Grants | \$0 | \$0 |
| Self-Help | | |
| Student loans from all sources (excluding parent loans) | | |
| Federal Work-Study | | |
| State and other (e.g., institutional) work-study/employment (Note: Excludes Federal Work-Study captured above.) | | |
| Total Self-Help | \$0 | \$0 |
| Parent Loans | | |
| Tuition Waivers | | |
| Note: Reporting is optional. Report tuition waivers in this row if you choose to report them. Do not report tuition waivers elsewhere. | | |
| Athletic Awards | | |

H2

- **Do NOT include any aid related to the CARES Act or unique to the COVID-19 pandemic.**

| | First-time Full-time Freshmen | Full-time Undergrad (Incl. Fresh) | Less Than Full-time Undergrad |
|---|--------------------------------------|---|--------------------------------------|
| A Number of degree-seeking undergraduate students (CDS Item B1 if reporting on Fall 2021 cohort) | | | |
| B Number of students in line a who applied for need-based financial aid | | | |
| C Number of students in line b who were determined to have financial need | | | |
| D Number of students in line c who were awarded any financial aid | | | |
| E Number of students in line d who were awarded any need-based scholarship or grant aid | | | |
| F Number of students in line d who were awarded any need-based self-help aid | | | |
| G Number of students in line d who were awarded any non-need-based scholarship or grant aid | | | |
| H Number of students in line d whose need was fully met (exclude PLUS loans, unsubsidized loans, and private alternative loans) | | | |

- I On average, the percentage of need that was met of students who were awarded any need-based aid. Exclude any aid that was awarded in excess of need as well as any resources that were awarded to replace EFC (PLUS loans, unsubsidized loans, and private alternative loans)
- J The average financial aid package of those in line d. Exclude any resources that were awarded to replace EFC (PLUS loans, unsubsidized loans, and private alternative loans)
- K Average need-based scholarship and grant award of those in line e
- L Average need-based self-help award (excluding PLUS loans, unsubsidized loans, and private alternative loans) of those in line f
- M Average need-based loan (excluding PLUS loans, unsubsidized loans, and private alternative loans) of those in line f who were awarded a need-based loan

H2A

| | First-time Full-time Freshmen | Full-time Undergrad (Incl. Fresh.) | Less Than Full-time Undergrad |
|---|-------------------------------|------------------------------------|-------------------------------|
| N Number of students in line a who had no financial need and who were awarded institutional non-need-based scholarship or grant aid (exclude those who were awarded athletic awards and tuition benefits) | | | |
| O Average dollar amount of institutional non-need-based scholarship and grant aid awarded to students in line n | | | |
| P Number of students in line a who were awarded an institutional non-need-based athletic scholarship or grant | | | |
| Q Average dollar amount of institutional non-need-based athletic scholarships and grants awarded to students in line p | | | |

Include:

- 2021 undergraduate class: all students who started at your institution as first-time students and received a bachelor's degree between July 1, 2020 and June 30, 2021.

H4



Any loan program: Federal Perkins, Federal Stafford
Subsidized and Unsubsidized, institutional, state,
A private loans that your institution is aware of, etc.
Include both Federal Direct Student Loans and Federal
Family Education Loans.

Federal loan programs: Federal Perkins, Federal
Stafford Subsidized and Unsubsidized. Include both
B Federal Direct Student Loans and Federal Family
Education Loans.

C Institutional loan programs.

D State loan programs.

E

J. Disciplinary areas of DEGREES CONFERRED

J1 Degrees conferred between July 1, 2020 and June 30, 2021

For each of the following discipline areas, provide the percentage of diplomas/certificates, associate, and bachelor's degrees awarded. To determine the percentage, use majors, not headcount (e.g., students with one degree but a double major will be represented twice). Calculate the percentage from your institution's IPEDS Completions by using the sum of 1st and 2nd majors for each CIP code as the numerator and the sum of the Grand Total by 1st Majors and the Grand Total by 2nd major as the denominator. If you prefer, you can compute the percentages using 1st majors only.

| Category | Diploma/Certificates | Associate | Bachelor's | CIP 2020 Categories to Include |
|---|----------------------|----------------|----------------|--------------------------------|
| Agriculture | 3.0% | 6.0% | 100.0% | 01 |
| Natural resources and conservation | 0.7% | | | 03 |
| Architecture | | | | 04 |
| Area, ethnic, and gender studies | | | | 05 |
| Communication/journalism | | 0.2% | | 09 |
| Communication technologies | | | | 10 |
| Computer and information sciences | 7.3% | 2.2% | | 11 |
| Personal and culinary services | 1.7% | 1.5% | | 12 |
| Education | 0.3% | 4.3% | | 13 |
| Engineering | | 0.7% | | 14 |
| Engineering technologies | 5.3% | 3.1% | | 15 |
| Foreign languages, literatures, and linguistics | | 0.7% | | 16 |
| Family and consumer sciences | 3.0% | 0.5% | | 19 |
| Law/legal studies | | | | 22 |
| English | | 0.8% | | 23 |
| Liberal arts/general studies | 3.0% | 24.9% | | 24 |
| Library science | | 0.7% | | 25 |
| Biological/life sciences | | 1.6% | | 26 |
| Mathematics and statistics | | 0.6% | | 27 |
| Military science and military technologies | | | | 28 & 29 |
| Interdisciplinary studies | | 0.5% | | 30 |
| Parks and recreation | | | | 31 |
| Philosophy and religious studies | | | | 38 |
| Theology and religious vocations | | | | 39 |
| Physical sciences | | 0.2% | | 40 |
| Science technologies | | | | 41 |
| Psychology | | 1.1% | | 42 |
| Homeland Security, law enforcement, firefighting, and protective services | 4.0% | 4.2% | | 43 |
| Public administration and social services | | 1.2% | | 44 |
| Social sciences | 5.0% | 1.8% | | 45 |
| Construction trades | 0.7% | | | 46 |
| Mechanic and repair technologies | 5.9% | 3.5% | | 47 |
| Precision production | 8.3% | 1.0% | | 48 |
| Transportation and materials moving | | | | 49 |
| Visual and performing arts | | 1.6% | | 50 |
| Health professions and related programs | 45.5% | 27.2% | | 51 |
| Business/marketing | 6.6% | 9.3% | | 52 |
| History | | 0.4% | | 54 |
| Other | | | | |
| TOTAL (should = 100%) | 100.00% | 100.00% | 100.00% | |

Common Data Set 2019-2020

Credit hour: A unit of measure representing an hour (50 minutes) of instruction over a 15-week period in a semester or trimester system or a 10-week period in a quarter system. It is applied toward the total number of hours needed for completing the requirements of a degree, diploma, certificate, or recognized postsecondary credential.

Cross-registration: A system whereby students enrolled at one institution may take courses at another institution without having to apply to the second institution.

Deferred admission: The practice of permitting admitted students to postpone enrollment, usually for a period of one academic term or one year.

Degree: An award conferred by a college, university, or other postsecondary education institution as official recognition for the successful completion of a program of studies.

Degree-seeking students: Students enrolled in courses for credit who are recognized by the institution as seeking a degree or recognized postsecondary credential. At the undergraduate level, this is intended to include students enrolled in vocational or occupational programs.

Differs by program (calendar system): A calendar system classification that is used by institutions that have occupational/vocational programs of varying length. These schools may enroll students at specific times depending on the program desired. For example, a school might offer a two-month program in January, March, May, September, and November; and a three-month program in January, April, and October.

Diploma: See **Postsecondary award, certificate, or diploma.**

Distance learning: An option for earning course credit at off-campus locations via cable television, internet, satellite classes, videotapes, correspondence courses, or other methods.

Common Data Set 2019-2020

Grade-point average (academic high school GPA): The sum of grade points a student has earned in secondary school divided by the number of courses taken. The most common system of assigning numbers to grades counts four points for an A, three points for a B, two points for a C, one point for a D,

At Least 2 But Less Than 4 Academic Years: Requires completion of an organized

Common Data Set 2019-2020

Unit: a standard of measurement representing hours of academic instruction (e.g., semester credit, quarter credit, clock hour).

Undergraduate: A student enrolled in a four- or five-year degree program, an associate degree program, or a vocational or technical program below the baccalaureate.

***Veteran's counseling:** Helps veterans and their dependents obtain benefits for their selected program and provides certifications to

***Visually impaired:** Any person whose sight loss is not correctable and is sufficiently severe as to adversely affect educational performance.

Volunteer work (as admission factor): Special

Common Data Set 2019-2020

Non-need-based self-help aid: Loans and jobs from institutional, state, or other sources for which a student need not demonstrate financial need to qualify.

Work study and employment: Federal and state work study aid, and